



iMouse™ E50

2.4 GHz RF Wireless Vertical Ergonomic Mouse



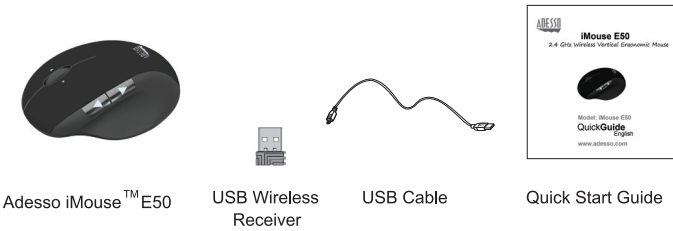
Model: iMouse E50

QuickGuide English

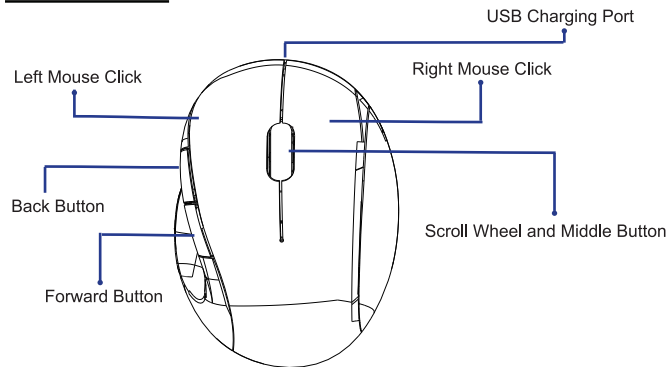
www.adesso.com

1

CONTENT



DESCRIPTION



4

LIMITED WARRANTY

ADESSO provides one year limited warranty for the quality of all its products in materials and workmanship.

During this period, ADESSO will repair or replace all merchandise, which proved to be defective. However, ADESSO will not warranty any product which has been subjected to improper freight handling, shipping abuse, neglect or unauthorized repair or installation. The warranty also will not cover products installed with Non-ADESSO components and product with broken sealed and assembly trace. After replacement of RMA, ADESSO reserves the right to request the total cost of the replacement products with broken seals or assembly trace.

If you discover a defect, Adesso will, at its option, repair or replace the product at no charge to you, provided you return it during the warranty period with transportation charges pre-paid to Adesso. You must contact Adesso at support@adesso.com for a Return Merchandise Authorization number (RMA) prior to returning any product. For each product returned for warranty service, please include your name, shipping address (no P.O. Box), telephone number, copy of the bill of sale as proof of purchase and have the package clearly marked with your RMA number.

SUPPORT

We have listed most of our FAQ's (Frequently Asked Questions) at: <http://www.adesso.com/faqs.asp>. Please visit our FAQ Service & Support pages before you contact our E-mail or Telephone Support.

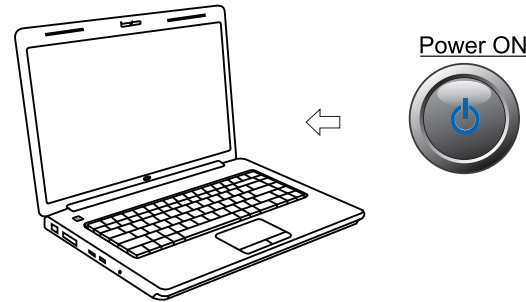
Email Support: If our FAQ's do not help you resolve your issues, please email support@adesso.com

Telephone Support:
Toll Free: (800) 795-6788
9:00AM to 5:00PM PST Monday - Friday

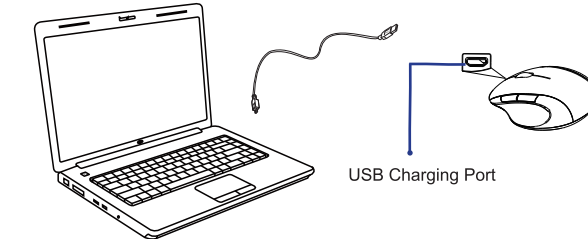
2

INSTALLATION

1. Turn on your computer.



2. Prior to using your mouse, make sure you plug in the USB charging cable in the mouse's USB port and the other end into your computer (or optional mobile phone power adapter) and let your mouse charge for 1-2 hours.



5

INTRODUCTION

With 2.4 GHz Radio Frequency technology, the Adesso® iMouse™ E50 Wireless Vertical Ergonomic Mouse provides you with wireless convenience and the freedom of a smooth connection for up to a 30 - foot range without tangled cables. With a contoured shape that provides a uniquely comfortable user experience. With this wrist-friendly contoured support, you will hold your mouse in a comfortable vertical position. Never worry about batteries with the iMouse™ E50 as the built-in Li-Ion battery simply recharges over and over. The advanced Optical Sensor technology keeps the mouse precisely on point and lets you work on most glass, wood, marble, and leather surfaces without a need of a mouse pad. The iMouse™ E50 is Plug and Play and requires no drivers. Simply plug the USB Receiver into any available USB port and be ready to enjoy the freedom of a comfortable and wireless mouse experience!

FEATURES

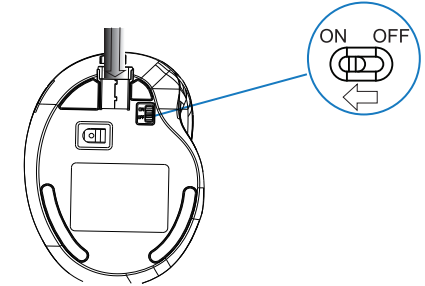
- 2.4 GHz Radio Frequency Wireless Technology
- Contoured Ergonomic Design with 1000 DPI Optical Sensor
- Built-In Li-Ion Battery for easy charging and convenience
- Five buttons (Left/ Right Mouse Click, Back/ Forward Button, Scroll Wheel & Middle Button)
- Dimensions: 4.03 x 3.0 x 1.92" (102.6 x 76 x 49 mm)
- Weight: 0.3 lb. (113 g)

REQUIREMENTS

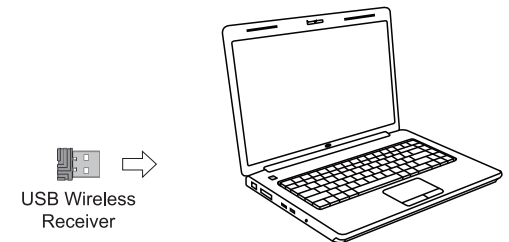
- Operating system: Windows® 8 / 7 / Vista / XP / 2000
- Available USB port

3

3. Once charged, turn on your mouse with the ON/OFF switch and then remove the USB dongle from the base of the mouse as shown below.



4. Insert the wireless receiver into your computer's USB port. Your operating system will automatically detect and connect the device.



6