In the Box

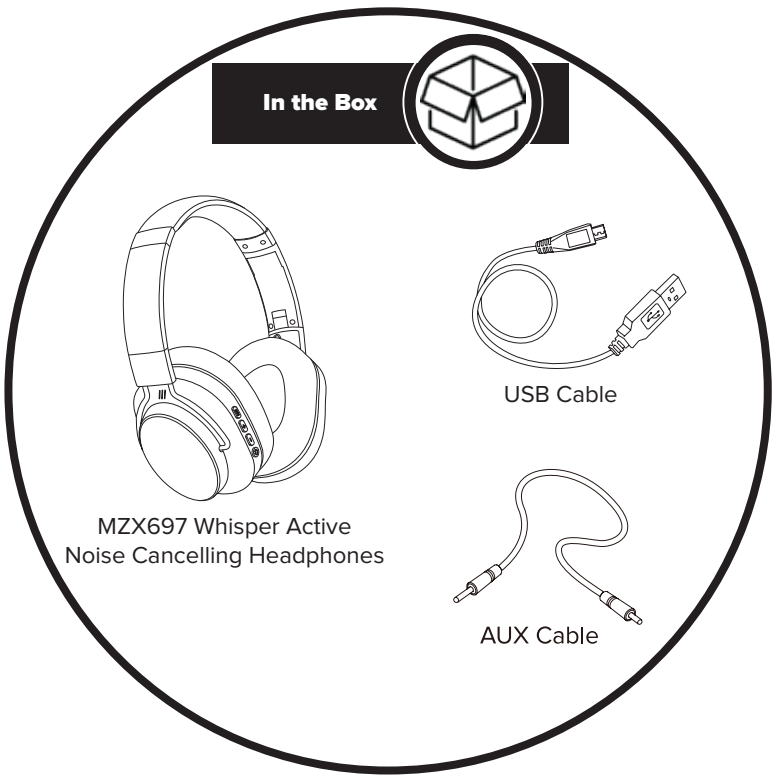

A Closer Look

Charging

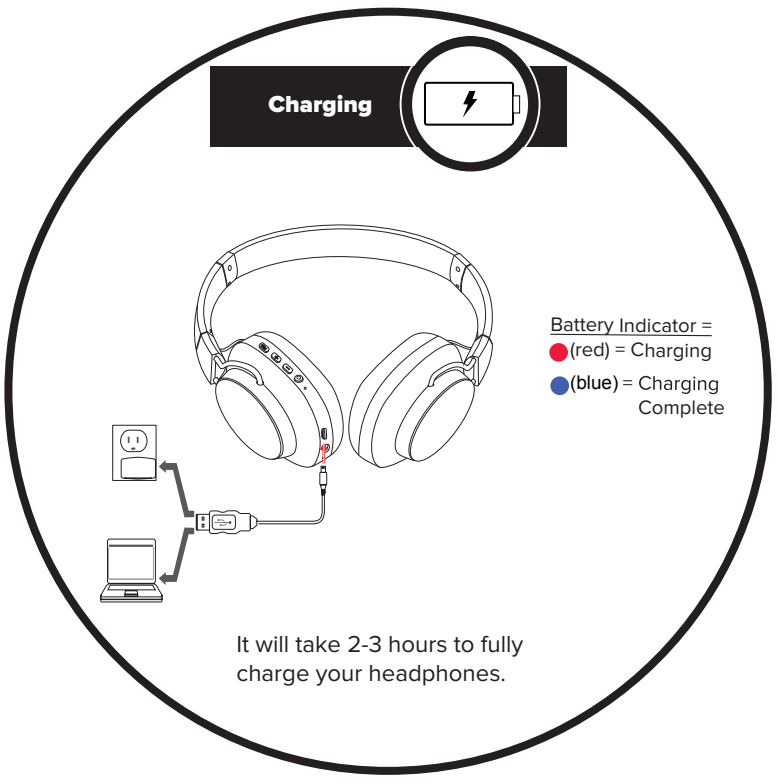

It will take 2-3 hours to fully charge your headphones.

Powering On/ Bluetooth Pairing

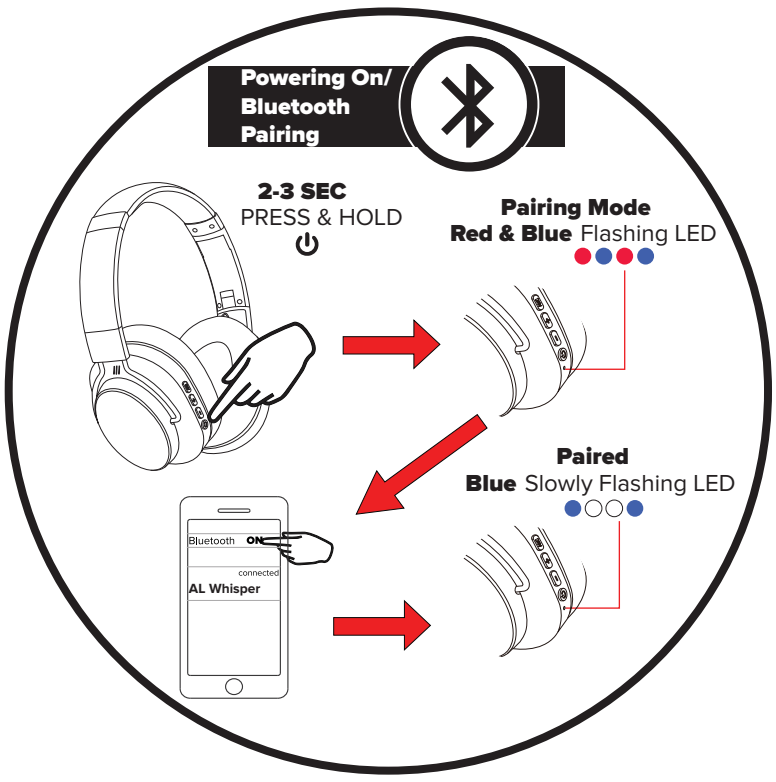

Headphone Controls

*To use Siri or Google Assistant, you must have a phone that is compatible with one of those two voice assistants (iOS or Android, respectively).

- Your Wireless Headphones will not work with Siri or Google Assistant if the assistant is not first enabled within the settings on the phone. For more information, see your phone's user manual.

- You must be within Bluetooth® range to use Siri or Google Assistant via your Wireless Headphones.

Active Noise Cancelling

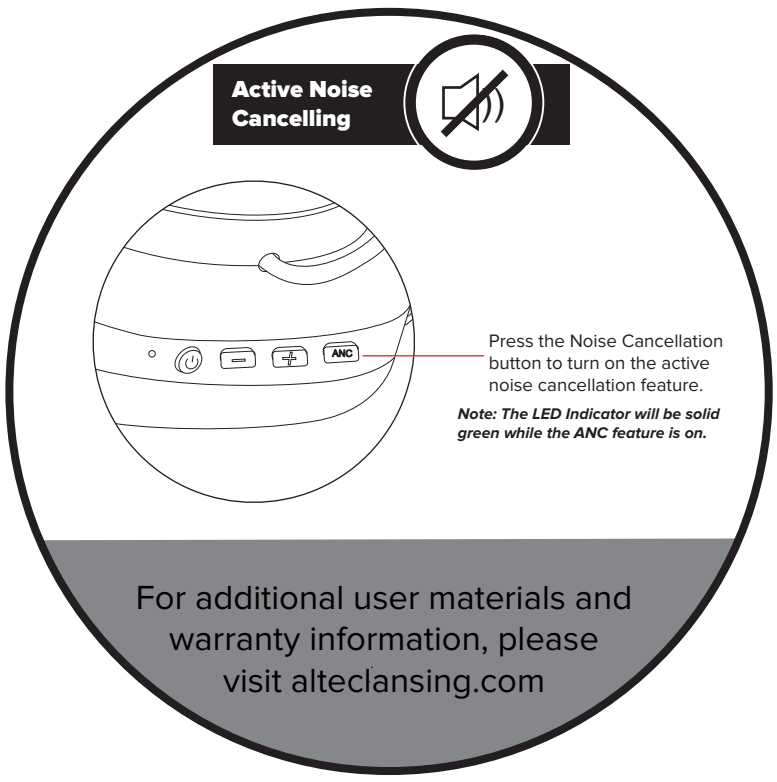

For additional user materials and warranty information, please visit alteclansing.com

est. FIRST

Changes or modifications not expressly approved by the party responsible for compliance could void the user's authority to operate the equipment.

This device complies with Part 15 of the FCC Rules. Operation is subject to the following two conditions: (1) this device may not cause harmful interference, and (2) this device must accept any interference received, including interference that may cause undesired operation.

This equipment has been tested and found to comply with the limits for a Class B digital device, pursuant to Part 15 of the FCC Rules. These limits are designed to provide reasonable protection against harmful interference in a residential installation. This equipment generates, uses and can radiate radio frequency energy and, if not installed and used in accordance with the instructions, may cause harmful interference to radio communications. However, there is no guarantee that interference will not occur in a particular installation.

If this equipment does cause harmful interference to radio or television reception, which can be determined by turning the equipment off and on, the user is encouraged to try to correct the interference by one or more of the following measures:

-- Reorient or relocate the receiving antenna.
-- Increase the separation between the equipment and receiver.
-- Connect the equipment into an outlet on a circuit different from that to which the receiver is connected.
-- Consult the dealer or an experienced radio/TV technician for help

FOLLOW US ON #myalteclansing