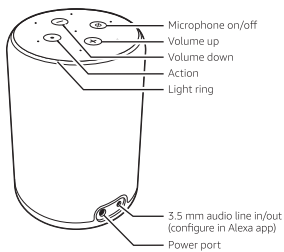


Getting to know your Echo



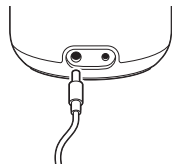
Also included: power adaptor

1. Download the Amazon Alexa app

Download and install the latest version of the Alexa app from the app store.

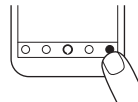
2. Plug in your Echo

Plug your Echo into an electrical socket using the included power adaptor. A blue light ring will spin around the top. In about a minute, Alexa will greet you and let you know to complete setup in the Alexa app.



3. Set up your Echo in the Alexa app

Open the Alexa app and follow the on-screen instructions to set up your device. If you aren't prompted to set up your device after opening the Alexa app, just tap the Devices icon in the bottom right of the screen to get started.



The app helps you get more out of your Echo. It's where you set up calling and messaging, and manage music, lists, settings and news.

For help and troubleshooting, go to Help & Feedback in the Alexa app or visit www.amazon.com/devicesupport.

For the best experience, set up your device via the Alexa app. You can also start the setup process at alexa.amazon.co.uk for UK customers, or alexa.amazon.com.au for Australian and New Zealand customers.

Things to try with your Echo

Enjoy your favourite music and audiobooks

Alexa, play 90s rock.
Alexa, resume my audiobook.

Get answers to your questions

Alexa, what time is sunset?
Alexa, what can you do?

Get news, weather and sport

Alexa, tell me the news.
Alexa, what's the weather forecast this weekend?

Voice control your smart home

Alexa, turn off the light.
Alexa, set living room temperature to 22 degrees.

Stay connected

Alexa, call Dad.
Alexa, drop in on the living room.

Stay organised and manage your home

Alexa, reorder shampoo.
Alexa, set an egg timer for 5 minutes.

Some features may require customisation in the Alexa app, a separate subscription or an additional compatible smart home device.

For more examples, select Things to Try in the Alexa app.

Getting started with your Echo

Where to put your Echo

Echo works best when placed in a central location, at least 20 cm from any walls. You can put Echo in a variety of places—on a kitchen counter, the side table in your living room or a bedside table.

Designed to protect your privacy

Amazon designs Alexa and Echo devices with multiple layers of privacy protection. From microphone controls to the ability to view and delete your voice recordings, you have transparency and control over your Alexa experience. To learn more about how Amazon protects your privacy, visit amazon.co.uk/alexaprivacy for UK and Ireland customers, or alexa.com.au/alexaprivacy for Australia and New Zealand customers.

Give us your feedback

Alexa is always getting smarter and adding new skills. To send us feedback about your experiences with Alexa, use the Alexa app or visit www.amazon.com/devicesupport.